





Erasmus+ Alliances for Innovation 2024



How to fill in the Detailed Budget Table

General information

Choose
your Lot




Alliances for Education and Enterprises

ERASMUS-EDU-2024-PI-ALL-INNO-EDU-ENTERP Call for proposal
Erasmus+ (ERASMUS+)

Open for submission

Grant



Alliances for Sectoral Cooperation on Skills (implementing the 'Blueprint')

ERASMUS-EDU-2024-PI-ALL-INNO-BLUEPRINT Call for proposal
Erasmus+ (ERASMUS+)

Open for submission

Grant



Where to find the Detailed Budget table

Alliances for Education and Enterprises

Alliances for Sectoral Cooperation on Skills (implementing the 'Blueprint

TOPIC ID: ERASMUS-EDU-2022-PI-ALL-INNO-EDU-ENTERP

TOPIC ID: ERASMUS-EDU-2022-PI-ALL-INNO-BLUEPRINT

Grant

General information

Topic updates

Topic description

Conditions and documents

Partner search announcements

Submission service

Topic related FAQ

Get support

Start submission

To access the Electronic Submission Service, please click on the submission-button next to the **type of action** and the **type of model grant agreement** that corresponds to your proposal. You will then be asked to confirm your choice, as it cannot be changed in the submission system. Upon confirmation, you will be linked to the correct entry point.

To access existing draft proposals for this topic, please login to the Funding & Tenders Portal and select the My Proposals page of the My Area section.

Please select the type of your submission:

ERASMUS Lump Sum Grants [ERASMUS-LS], ERASMUS Lump Sum Grant [ERASMUS-AG-LS]

Start submission

 Need help?

Where to find the Detailed Budget table


Call data

Call: **ERASMUS-EDU-2024-PI-ALL-INNO**

Topic: **ERASMUS-EDU-2024-PI-ALL-INNO-EDU-ENTERP**

Type of action: **ERASMUS-LS**


Type of MGA: **ERASMUS-AG-LS**




Topic and type of action can only be changed by creating a new proposal.



Please submit your proposal at the latest **48 hours before the deadline** (to avoid system congestion or system incompatibility issues). Late proposals will not be accepted. Don't wait until the end because you are worried about confidentiality – we will not open the proposals before the deadline.
You can submit the proposal as many times as you wish up until the deadline. Each new submitted version will replace the previous one.

Find your organisation


PIC  *

Short name  *

Download Part B templates

 [Download part B templates](#) 

Support & Helpdesk



Detailed Budget Table

Read the Instructions first!

ANNEX 1 to Part B Detailed Estimation of Costs for Lump Sums

Instructions

1	This workbook for Lump Sum calculation must be uploaded in the Submission system as a mandatory document in annex to the application. Please note that if you do not upload the fully completed Excel workbook as an annex, the application cannot be submitted (the system will not allow you to submit).
2	According to the Lump sum scheme, the lump sum for a Work Package (WP) will normally be paid only when the entire Work Package has been completed. Please take this into consideration while structuring your proposal. Work Packages should be designed in a way that enables the evaluator to clearly identify whether the action has been completed.
3	We recommend using Excel 2010 or more recent.
4	The only currency used in this worksheet is EURO.
5	The first thing you need to do is to set the relevant Maximum Grant Amount (in row 34 of this sheet), and the maximum co-financing rate (in row 35, both in column E) applicable for the call. This data can be found on the Portal under Topic Conditions and in the Call document.
6	You then have to fill in only the following sheets: 'Beneficiaries List' - 'Work Package list' - 'BE XXX' (one sheet per Participating Organisation) - 'Depreciation costs' (if your budget includes the purchase of equipment). The final tab "Any comments" must be used to provide key information required for a full evaluation of your detailed budget (see point 18 below).
7	You first need to start filling in the sheet 'Beneficiaries list' where you are asked to enter all participants in the project including any Affiliated Entities. To add beneficiaries, please double-click on ' Add a Beneficiary '; to add an affiliated entity, please, double-click on ' Add an Affiliated Entity '. <i>NOTE: the costs of Associated Partners cannot appear in any part of this budget.</i>
8	Then you can fill in the sheet 'Work Packages list', where you are asked to enter all the Work Packages. To add a work package, please double-click on ' Add a Work Package '.
9	Once you have completed the 'Beneficiaries List' and 'Work Package list' sheets, or each time you add or remove a beneficiary or a work-package, you must double-click on one of the " Apply changes " buttons to generate the related sheets in the Excel workbook. At this stage your spreadsheet is ready to be edited Beneficiary by Beneficiary (BE XXX) for all the workpackages concerned. You are requested to enter for each Beneficiary Spreadsheet, all the related costs of each WorkPackage.
10	You have to complete a 'BE XXX' sheet per Beneficiary. This sheet includes separate sections for the various costs categories for each Work Package of the project. Complete only the number of units and the cost per unit for each cost category. The total cost per cost category will be automatically calculated. If the Beneficiary does not contribute to a specific WP or cost category, then leave it blank.

Attention!!!

The format of the Excel workbook is .xlsm because it uses macros to generate automatically some data

Please follow Instruction #19 to save the table as .xlsx in order to work on it and upload in the submission tool

Instructions

Beneficiaries List

Work Packages List

BE 001

Detailed Budget Table

1. Call, acronym and maximum co-financing

Fill in all 4 highlighted fields in the “Instructions” sheet!

The screenshot shows a form with the following fields and instructions:

- Field 1: Insert the name of your call : (highlighted in yellow)
- Field 2: Insert the acronym of your project : (highlighted in yellow)
- Field 3: Maximum grant amount as stipulated in the call : TYPE HERE THE MAXIMUM GRANT AMOUNT (highlighted in yellow)
- Field 4: Maximum co-financing rate as stipulated in the call : TYPE HERE THE MAXIMUM CO-FINANCING RATE (highlighted in yellow)

Below the fields, there is a blue button labeled "Create XLSX document" with the instruction "Double-Click to activate".

For Field #1:

- Lot 1 - Alliances for Education and Enterprises
- or
- Lot 2 - Alliances for Sectoral Cooperation on Skills (implementing the 'Blueprint')

For Field #2:

- Project Acronym

For Field #3:

- Lot 1 - Alliances for Education and Enterprises
 - 1 million euros (2 years project)
 - 1,5 million euros (3 years project)
- Lot 2 - Alliances for Sectoral Cooperation on Skills (implementing the “Blueprint”)
 - 4 million euros (4 years project)

For Field #4:

- 80% for both Lots

Detailed Budget table

2. Employees types

You can customize here the categories of Employees that correspond to your organisation (example: Senior Staff, Junior Staff, ...). Please, note that this definition is common to all Work Packages for all Beneficiaries.

A. DIRECT PERSONNEL COSTS	
A1. Employees (or equivalent) person months (you can change the types based on your structure)	
Type 1	
Type 2	
Type 3	
Type 4	
Other	

▶	Instructions	Beneficiaries List	Work Packages List	BE 001	BE 002	BE 003	Estim costs of the project	Proposal Budget
---	--------------	--------------------	--------------------	--------	--------	--------	----------------------------	-----------------

- You can put your own specific staff categories, e.g. Project Manager, Senior Expert, Assistant, Researcher, etc.
- These titles will apply for all the partners, i.e. if you put as « Type 1 » « Senior expert », this will appear in the budget sheets of all the partners

Detailed Budget table

3. Beneficiaries List

List of Beneficiaries and Affiliated Entities			
BE NR/AE	BE/TP name	Acronym	Country
BE 001	Name		
BE 002	Name		
BE 002 / AE 001	Name		
BE 003	Name		

Actions (double-click to activate)	
APPLY CHANGES	Add a Beneficiary
Remove this Beneficiary	Add an Affiliated Entity
Remove this Beneficiary	Add an Affiliated Entity
Remove this Affiliated Entity	Add an Affiliated Entity
Remove this Beneficiary	Add an Affiliated Entity

1. Double-click the field of the action you want to perform

Instructions	Beneficiaries List	Work Packages List	BE 001	BE 002	BE 003	Estim costs of the project	Proposal Budget	BE-WP Overview	BE-WP Person Months	Operations
--------------	---------------------------	--------------------	--------	--------	--------	----------------------------	-----------------	----------------	---------------------	------------

2. Insert the name of each beneficiary and where applicable its affiliated entity. A beneficiary with an affiliated entity count as one single partner, but the cost will be inserted separately for the partner and its affiliated entity in the budget sheet of the respective beneficiary.

3. Double-click on “APPLY CHANGES” once the information is duly completed or after any change. This will customize the budget table in accordance with your specific partnership structure.

Apply changes

TASKS IN PROGRESS

- 1 ✓ Update from BENEFICIARIES LIST
- 2 ✓ Update from WORK PACKAGES LIST
- 3 Update DETAILED SUMMARY TABLE
- 4 Update BE-WP Person Days
- 5 Update TECHNICAL CALCULATIONS
- 6 Update PROPOSAL BUDGET
- 7 Update BE-WP Overview

Actions double-click to

APPLY CHANGES

Remove this Beneficiary


Ad

Ad

PROPAGATE CHANGES for both Beneficiaries and Work Packages Lists

Job done !

OK

When you **DOUBLE CLICK** on « Apply changes », a box « Tasks in progress » will appear, wait the update finalisation and when the windows « Job done! » appears, click on **OK** and regularly **SAVE**  your work.

Detailed Budget table

4. Work Packages List

1. Double-click the field of the action you want to perform



List of Work Packages		Actions (double-click to activate)	
WP Nbr	WP Label		
WP 001	Project management and Coordination	APPLY CHANGES	Add a Work Package
WP 002	Implementation	Remove this Work Package	
WP 003	Dissemination	Remove this Work Package	

... Beneficiaries List **Work Packages List** BE 001 BE 002 BE 003 Estim costs of the project Proposal Budget BE-WP Overview BE-WP Person Months Deprecia

2. Make sure to insert all work packages as listed in Part B of the Application

3. Double-click on “APPLY CHANGES” once the information is duly completed or after any change.

This will customize the table in accordance with your specific work packages structure.



Detailed Budget table

5. Estimated actual costs per beneficiary and WP

	BE 002 Name	BE 002			BE 002 / AE 001			BE 002 BE+AE TOTAL COSTS	
		UNITS	COST PER UNIT	BENEFICIARY TOTAL COSTS	Name				
					UNITS	COST PER UNIT	AFFILIATED ENTITY		
	Project management and Coordination								
WP 001	A. DIRECT PERSONNEL COSTS								
	A1. Employees (or equivalent) person months								
		Project manager							
		Senior expert							
		Researcher							
		Administrative staff							
		Other							
		A.2 Natural persons under direct contract							
		A.3 Seconded persons							
		A.4 SME Owners without salary							
		A.5 Volunteers							
		B. Subcontracting costs							
		C. Purchase costs							
		C.1 Travel and subsistence per travel or day							
			Travel						
			Accommodation						
			Subsistence						
		C.2 Equipment (please refer to the Depreciation Cost sheet)							
		C.3 Other goods, works and services							
			Consumables						
			Services for Meetings, Seminars						
			Services for communication/promotion/dissemination						
			Website						
			Artistic Fees						
		Other (please specify details under worksheet "Comments")							
	D. Other cost categories								
	D.1 Financial support to third parties								
	TOTAL DIRECT COSTS INCLUDING SUBCONTRACTING (A+B+C+D)								
	Instructions	Beneficiaries List	Work Packages List	BE 001	BE 002	BE 003	Estim costs of the project	Proposal Budget	BE-V

- A separate table should be filled in for each beneficiary. **Affiliated entities** are added automatically to the table of the respective beneficiary (as inserted in tab “Beneficiaries List”)
- Fill in the columns “Units” and “Cost per Unit”. The other columns will be automatically calculated
- 1 unit is 1 **person-month** for “Direct Personnel Costs”
- If you have a cost (line) with different costs per unit, you have first to calculate an average amount in order to fill in the cells
- You should calculate the costs of each budgetary category based on real cost
- Scroll down for the list of all work packages

For additional information on eligibility and calculation of costs, please refer to the [Annotated Model Grant Agreement](#) (see also Instructions sheet)

Detailed Budget table

5. Estimated actual costs per beneficiary and WP

BE 001		BE 001			BE 001
		UNITS	COST PER UNIT	BENEFICIARY TOTAL COSTS	BE+AE TOTAL COSTS
WP 001	A1. Employees (or equivalent) man days			-	-
	Type 1			-	-
	Type 2			-	-
	Type 3			-	-
	Type 4			-	-
	sdrfd			-	-
	A.2 Natural persons under direct contract			-	-
	A.3 Seconded persons			-	-
	A.4 SME Owners without salary			-	-
	A.5 Volunteers			-	-
	B. Subcontracting costs			-	-
	C. Purchase costs			-	-
	C.1 Travel and subsistence per travel or day			-	-
	Travel			-	-
	Accommodation			-	-
	Subsistence			-	-
	C.2 Equipment (please refer to the Depreciation Cost sheet)			-	-
	C.3 Other goods, works and services			-	-
	Consumables			-	-
	Services for Meetings, Seminars			-	-
	Services for communication/promotion/dissemination			-	-
	Website			-	-
	Artistic Fees			-	-
	Other			-	-
	D. Other cost categories			-	-
	D.1 Financial support to third parties			-	-
	TOTAL DIRECT COSTS INCLUDING SUBCONTRACTING (A+B+C+D)			-	-
	E. Indirect costs 7% (rounded to zero decimals)			-	-
TOTAL COSTS (A+B+C+D+E) -			-	-	

Equipment should be declared only if necessary for the technical implementation of the project.

Equipment linked to the administration of the project is (usually) included in the indirect costs.

The indirect costs are automatically calculated and are intended to cover all costs linked to the general administration of the project (PCs, laptops, supplies, paper, electricity, etc.)

Detailed Budget Table

5. Estimated actual costs per beneficiary and WP

BE 001		BE 001			BE 001
		UNITS	COST PER UNIT	BENEFICIARY TOTAL COSTS	BE+AE TOTAL COSTS
WP 001	A1. Employees (or equivalent) man days			-	-
	Type 1			-	-
	Type 2			-	-
	Type 3			-	-
	Type 4			-	-
	sdrfd			-	-
	A.2 Natural persons under direct contract			-	-
	A.3 Seconded persons			-	-
	A.4 SME Owners without salary			-	-
	A.5 Volunteers			-	-
	B. Subcontracting costs			-	-
	C. Purchase costs			-	-
	C.1 Travel and subsistence per travel or day			-	-
	Travel			-	-
	Accommodation			-	-
	Subsistence			-	-
	C.2 Equipment (please refer to the Depreciation Cost sheet)			-	-
	C.3 Other goods, works and services			-	-
	Consumables			-	-
	Services for Meetings, Seminars			-	-
	Services for communication/promotion/dissemination			-	-
	Website			-	-
	Artistic Fees			-	-
	Other			-	-
	D. Other cost categories			-	-
D.1 Financial support to third parties			-	-	
E. Indirect costs 7% (rounded to zero decimals)			-	-	
TOTAL COSTS (A+B+C+D+E) -			-	-	

Financial support to 3rd parties is not an eligible cost under this Call. Please do not include any cost under this item

Detailed Budget table

6. Estimated costs of the project

This page is generated automatically, based on the individual beneficiaries' tables

DETAILED CONSOLIDATION	BE 002 / AE 001				BE 002 BE+AE TOTAL COSTS	BE 003			BE 003 BE+AE TOTAL COSTS	PROJECT BE+AE TOTAL COSTS
	BENEFICIARY TOTAL COSTS	Name				Name				
		UNITS	COST PER UNIT	AFFILIATED ENTITY TOTAL COSTS		UNITS	COST PER UNIT	BENEFICIARY TOTAL COSTS		
Total WORK PACKAGES:	-	-	-	-	-	-	-	-	-	
Project management and Coordination										
A. DIRECT PERSONNEL COSTS	-	-	-	-	-	-	-	-	-	
A1. Employees (or equivalent) person months	-	-	-	-	-	-	-	-	-	
Project manager	-	-	-	-	-	-	-	-	-	
Senior expert	-	-	-	-	-	-	-	-	-	
Researcher	-	-	-	-	-	-	-	-	-	
Administrative staff	-	-	-	-	-	-	-	-	-	
Other	-	-	-	-	-	-	-	-	-	
A.2 Natural persons under direct contract	-	-	-	-	-	-	-	-	-	
A.3 Seconded persons	-	-	-	-	-	-	-	-	-	
A.4 SME Owners without salary	-	-	-	-	-	-	-	-	-	
A.5 Volunteers	-	-	-	-	-	-	-	-	-	
B. Subcontracting costs	-	-	-	-	-	-	-	-	-	
C. Purchase costs	-	-	-	-	-	-	-	-	-	
C.1 Travel and subsistence per travel or day	-	-	-	-	-	-	-	-	-	
Travel	-	-	-	-	-	-	-	-	-	
Accommodation	-	-	-	-	-	-	-	-	-	
Subsistence	-	-	-	-	-	-	-	-	-	
C.2 Equipment (please refer to the Depreciation Cost sheet)	-	-	-	-	-	-	-	-	-	
C.3 Other goods, works and services	-	-	-	-	-	-	-	-	-	
Consumables	-	-	-	-	-	-	-	-	-	
Services for Meetings, Seminars	-	-	-	-	-	-	-	-	-	
Services for communication/promotion/dissemination	-	-	-	-	-	-	-	-	-	
Website	-	-	-	-	-	-	-	-	-	



Total costs of the project

WP 001

Detailed Budget table

7. Proposal Budget

This page is generated automatically and presents a summary of the costs per budgetary category as well as the consolidated project budget

Click here to go to the column Max TOTAL EU Contribution		Services for meetings, seminars	Services for communication/ promotion/ dissemination	Website	Artistic Fees	Other	D. Other cost categories	D.1 Financial support to third parties	TOTAL DIRECT COSTS INCLUDING SUBCONTRACTING (A+B+C+D)	E. Indirect costs 7%	TOTAL COSTS (A+B+C+D+E)	To make the calculation working, please, set - in sheet Instructions - the relevant maximum grant amount and the maximum % of co-financing rate applicable for the call. See instruction n° 5 in sheet Instructions Max TOTAL EU Contribution
Beneficiary 1		-	-	-	-	-	-	-	-	-	-	No budget defined
TOTAL	Consortium	-	-	-	-	-	-	-	-	-	-	No budget defined

Instructions	Beneficiaries List	Work Packages List	BE 001	BE 002	BE 003	Estim costs of the project	Proposal Budget	BE-WP Overview	BE-WP Person Months	Depreciation Cost
--------------	--------------------	--------------------	--------	--------	--------	----------------------------	------------------------	----------------	---------------------	-------------------

This information is inserted from the “Instructions” page. It calculates automatically the EU grant for the project. Wrong figures will lead to a wrongly calculated EU grant.

Detailed Budget table

8. BE-WP Overview

This page is generated automatically and presents a summary of the lump sums (EU grants) per work package and beneficiary

Your Requested EU Grant Amount : 85.010 EUR

BE NR/AE	Acronym	WP 001	WP 002	WP 003	Maximum Grant Amount
AAA	A	24.318	5.136	428	29.882
BBB	B	7.747	7.062	17.120	31.930
CCC	C	5.350	-	3.852	9.202
DDD	D	7.490	6.506	-	13.996
TOTAL	Consortium	44.906	18.704	2.400	85.010

Application forms

Proposal ID SEP-210903849

Acronym test

3 - Budget

No	Name of Beneficiary	Country	Requested grant amount
1	Test Camelia-valeria	BE	0.00
Total			0.00

- The total requested EU grant should correspond to the amount in Part A (Section "Budget").
- Once you finalise the Detailed Budget table, make sure to **insert the Total Requested EU Grant Amount in Part A of the Application**

Detailed Budget table

9. BE-WP Person-Months

This page is generated automatically and presents a summary of the person-months (units) per work package and beneficiary

TOTAL PERSON/MONTHS FOR ALL BENEFICIARIES PER WP (INCLUDING LINKED THIRD PARTIES)

BE NR/AE	Acronym	WP 001	WP 002	WP 003	Total for project
AAA	A	150	30	25	205
BBB	B	50	60	190	300
CCC	C	50	-	30	80
DDD	D	45	40	-	85
TOTAL	Consortium	295	130	245	670

Detailed Budget table

10. Depreciation costs

TOOL: DEPRECIATION COSTS LIST											
BE nr	Beneficiary name	WP nr	Work Package name	Resource type	Short name of the investments	Date of purchase	Purchase cost	% used for the project	% use for lifetime of the investment	Charged depreciation costs per investment	Justification: Needed info for depreciation
<p>If you are in the exceptional circumstance to claim equipment costs, you will have to fill in these cells in order to calculate the depreciation costs to be charged to the project.</p> <p>The amounts are not automatically transferred to the “BE 001” sheet</p>											

Navigation bar: Beneficiaries List | Work Packages List | BE 001 | Estim costs of the project | Proposal Budget | BE-WP Overview | BE-WP Person Days | **Depreciation Costs** | Any comments +

Detailed Budget table

Ready for submission? Go back to “Instructions” sheet

FILL IN THE VALUES BELOW BEFORE STARTING:

Insert the name of your call :	
Insert the acronym of your project :	
Maximum grant amount as stipulated in the call :	TYPE HERE THE MAXIMUM GRANT AMOUNT
Maximum co-financing rate as stipulated in the call :	TYPE HERE THE MAXIMUM CO-FINANCING RATE

The document which will be created with format .XLSX will be saved in the same folder where this workbook .XLSM is currently placed.

Create XLSX document

Double-Click to activate



Save a copy of your table as “.xlsx” by using this button

Upload the file in the submission system

Administrative forms (Part A)

[Edit forms](#) [Edit Part C](#) [View history](#) [Print preview](#) [?](#)

Part B and Annexes

In this section you may upload the technical annex of the proposal (in PDF format only) and any other requested attachments. [?](#)

Part B	<input type="text"/>	? Upload
Calculator/Detailed budget	<input type="text"/>	? Upload

ATTACHMENT INFO ×

Calculator/Detailed budget

- mandatory attachment
- filetype: xls,xlsx,ods
- filename: A-Z, a-z, 0-9, _ (underscore), -(dash), .(dot) or space
- maximum file size: 10 MB

[← BACK TO PARTICIPANTS LIST](#) [VALIDATE](#) [SUBMIT](#)